



The Courtyard, Long Row, Newark, Notts NG24 1RW, ENGLAND

Telephone: +44 (0) 1636 610030 Fax : +44(0) 1636 610022

E-mail : sales@gdmlindex.co.uk Website: www.gdmlindex.co.uk

Replacement Parts





The Courtyard, Long Row, Newark, Notts NG24 1RW, ENGLAND

Telephone: +44 (0) 1636 610030 Fax : +44(0) 1636 610022

E-mail : sales@gdmlindex.co.uk Website: www.gdmlindex.co.uk



**CS1401 - MK II 3
Position Full View
Service Hatch**
(Price on application)



**CS1402 - Standard
Service Hatch**
(Price on application)




**CS1403 - Hospital
Service Hatch**
(Price on application)



**CS1404 - Gasket Free
Door Viewer**
(Price on application)




**CS1405 - Circular Glass
for Door Viewers (Type
A)**



**CS1405 - Rectangular
Glass for Cell Doors
(Type B)**



**CS1405 - Square Glass
for Cell Door Windows
(Type C)**



**CS1406 -
Replacement Window
Lenses**



**CS1407 - Replacement
Bench Top**



The Courtyard, Long Row, Newark, Notts NG24 1RW, ENGLAND

Telephone: +44 (0) 1636 610030 Fax : +44(0) 1636 610022

E-mail : sales@gdmlindex.co.uk Website: www.gdmlindex.co.uk

Locks/Prison Locks

Contents

- CS1401 MK II 3 Position Full View Service Hatch
- CS1402 Standard Service Hatch
- CS1403 Hospital Service Hatch
- CS1404 Gasket Free Door Viewer
- CS1405 Circular Glass for Door Viewers (Type A)
- CS1405 Rectangular Glass for Door Viewer (Type B)
- CS1405 Square Glass for Cell Door Windows (Type C)
- CS1406 Replacement Window Lenses
- CS1407 Replacement Bench Top



The Courtyard, Long Row, Newark, Notts NG24 1RW, ENGLAND

Telephone: +44 (0) 1636 610030 Fax : +44(0) 1636 610022

E-mail : sales@gdmlindex.co.uk Website: www.gdmlindex.co.uk

CS1401 - MK II 3 Position Full View Service Hatch

[CS1401]



fully closed



open to view



fully open

A three position vertical sliding service hatch, of robust construction. Designed and tested to a high specification to give durability and safe operation and low maintenance. The Mark II hatch is a replacement to the former Home Office design, and has been tested to 350,000 operations. This simulates the hatch being opened and closed every 15 minutes, 24 hours a days, 365 days a year, for 10 years. The hatch has also been subjected to abuse and operating forces tests. The hatch has been tested in line with criteria set by the Home Office and Metropolitan Police. The test criteria stipulated the above functional tests whilst maintaining clearance gaps of 1mm or less. **As a result the new hatch offers a greatly reduced risk of ligature opportunity.**

specification

- When closed the inmate has no view out of the cell
- At the viewing position the custody officer has full view into the cell
- When open a 310mm wide x 103mm high aperture to restrict inmate egress
- Clearance gaps of less than 1mm when fitted with adjustable liner
- Simple single handed hatch press-to-release operation to open
- Vertical sliding hatch is automatically secured on closing
- Cannot be opened from inside the cell
- Can easily replace existing faulty hatches
- All parts can be exchanged within minutes
- Dry-wipe board and safe sign now incorporated into one
- Fixing locations designed to match with previous design three position hatch

finish

- Silver anodised finish

options

- Micro-switches for operation monitoring

CS1401 - MK II 3 Position Full View Service Hatch

[CS1401]



fully closed



open to view



fully open



The Courtyard, Long Row, Newark, Notts NG24 1RW, ENGLAND

Telephone: +44 (0) 1636 610030 Fax : +44(0) 1636 610022

E-mail : sales@gdmlindex.co.uk Website: www.gdmlindex.co.uk

CS1402 - Standard Service Hatch

[CS1402]



Swivel top service hatch of substantial robust construction, designed to be ligature resisting and having a reliable mechanism giving easy single hand operation.

specification

- 270mm wide x 125mm height aperture to restrict inmate egress
- Single handed operation to open or close
- Cannot be opened from inside cell
- Vertical sliding hatch automatically secured on closing
- Simple Robust mechanism
- No ligature opportunities open or closed

finish

- Satin black powder coated and silver anodised aluminium finish

options

- Non-available

CS1402 - Standard Service Hatch

[CS1402]





The Courtyard, Long Row, Newark, Notts NG24 1RW, ENGLAND
Telephone: +44 (0) 1636 610030 Fax : +44(0) 1636 610022
E-mail : sales@gdmlindex.co.uk Website: www.gdmlindex.co.uk

CS1403 - Hospital Service Hatch

[CS1403]



Vertical sliding service hatch of substantial robust construction, designed to be ligature resisting and having a reliable mechanism giving easy single hand operation.

specification

- 330mm wide x 125mm high aperture to restrict inmate egress
- Simple single handed hatch release operation to open
- Vertical sliding hatch automatic secured on closing
- Cannot be opened from inside cell
- Simple robust mechanism
- No ligature opportunities open or closed
- 60mm diameter polycarbonate glass viewer with horizontal sliding cover
- Can easily replace existing faulty hatches

finish

- Satin black powder coated and silver anodised finish

options

- Non-available

CS1403 - Hospital Service Hatch

[CS1403]





The Courtyard, Long Row, Newark, Notts NG24 1RW, ENGLAND
Telephone: +44 (0) 1636 610030 Fax : +44(0) 1636 610022
E-mail : sales@gdmlindex.co.uk Website: www.gdmlindex.co.uk

CS1404 - Gasket Free Door Viewer

[CS1404]



Simple innovative robust construction the through the door viewers give clear 120 degree field of view into cell or secure room and are supplied in kit form for simple assembly on site.

The unit can be exchanged with existing units in minutes, with a simple 'clamp on' one piece design, and has no compressible gaskets, which can create ligature opportunities.

Available for a range of door types and sizes.

specification

- Standard sizes - 50mm and 75mm diameter x 120 degree field of view
- Other stock sizes available. (For replacement of older imperial sizes)
- Supplied gasket free, inner and outer steel covers and fixing screws
- Will fit to a range of door panel thickness
- Can be fitted to existing doors

finish

- Attractive anodised aluminium and satin stainless steel finish

options

- Range of sizes
- Privacy "outer" stainless steel swivel cover option



IMPACT AND LOAD TESTED

Available Options:

Door Viewer: 50mm Viewer for 32mm Thick Door
50mm Viewer for 32mm Thick Door
75mm viewer for 32mm Thick Door
75mm viewer for 47mm Thick Door

CS1404 - Gasket Free Door Viewer

[CS1404]



Outside View



Inner View



The Courtyard, Long Row, Newark, Notts NG24 1RW, ENGLAND

Telephone: +44 (0) 1636 610030 Fax : +44(0) 1636 610022

E-mail : sales@gdmlindex.co.uk Website: www.gdmlindex.co.uk

CS1405 - Circular Glass for Door Viewers (Type A)

[CS1405]



High quality circular glass lenses for use in door viewers.
Available in various sizes and thicknesses.

NOTE: Supplied with rubber gaskets to suit

specification

- Standard sizes - 50mm and 75mm diameter (clear view) glass lenses
- Glass provided in different thicknesses to suit a variety of door depths
- Other sizes stock sizes available. (For replacement of older imperial sizes)
- Supplied with sponge rubber gaskets.

finish

- Soda lime glass

options

- Range of sizes

Available Options:

Circular Glass Size:

73mm diameter x 10mm thick Soda Lime Quality Glass Circle

75mm diameter x 19mm thick Soda Lime Quality Glass Circle

85mm diameter x 12mm thick Soda Lime Quality Glass Circle

85mm diameter x 19mm thick Soda Lime Quality Glass Circle

95mm diameter x 12mm thick Soda Lime Quality Glass Circle

95mm diameter x 19mm thick Soda Lime Quality Glass Circle

CS1405 - Circular Glass for Door Viewers (Type A)
[CS1405]






The Courtyard, Long Row, Newark, Notts NG24 1RW, ENGLAND

Telephone: +44 (0) 1636 610030 Fax : +44(0) 1636 610022

E-mail : sales@gdmlindex.co.uk Website: www.gdmlindex.co.uk

CS1405 - Rectangular Glass for Cell Doors (Type B)

[CS1405]



High quality, strong, laminated, glass to be used to replace glass in prison cell doors.

SIZE: 356mm x 75mm x 11.5mm Laminated Glass.

CS1405 - Rectangular Glass for Cell Doors (Type B)

[CS1405]





The Courtyard, Long Row, Newark, Notts NG24 1RW, ENGLAND

Telephone: +44 (0) 1636 610030 Fax : +44(0) 1636 610022

E-mail : sales@gdmlindex.co.uk Website: www.gdmlindex.co.uk

CS1405 - Square Glass for Cell Door Windows (Type C) [CS1405]



High quality glass to replace glass in cell door windows. NOTE: Although the picture does not show it very well the glass is totally transparent as per normal glass.

Available in STANDARD or FIRE RATED versions

Available Options:

Square Glass Size:

185mm x 185mm x 9.5mm Laminated Glass

185mm x 185mm x 11mm Laminated Glass Fire Rated Pyrobelite

CS1405 - Square Glass for Cell Door Windows (Type C)
[CS1405]






The Courtyard, Long Row, Newark, Notts NG24 1RW, ENGLAND

Telephone: +44 (0) 1636 610030 Fax : +44(0) 1636 610022

E-mail : sales@gdmlindex.co.uk Website: www.gdmlindex.co.uk

CS1406 - Replacement Window Lenses

[CS1406]



Quality glass lenses for existing concrete and glass cell windows.

specification

- Standard size 22mm thick annealed lenses hermetically sealed
- Provided as standard to suit 75mm thick window

finish


- Annealed Glass

options

- Non-Available

CS1406 - Replacement Window Lenses

[CS1406]





The Courtyard, Long Row, Newark, Notts NG24 1RW, ENGLAND
Telephone: +44 (0) 1636 610030 Fax : +44(0) 1636 610022
E-mail : sales@gdmlindex.co.uk Website: www.gdmlindex.co.uk

CS1407 - Replacement Bench Top

[CS1407]



Cell or holding room bench tops provided in a range of materials and manufactured to suit existing bench size and shapes.

specification

- Replacement bench top made to suit site requirements

finish

- Timber 45mm thick (Ash, Maple, Iroko)
- Corian 38mm thick (Standard colour 'White' a range of other colours available).

options

- Site survey and installation.

CS1407 - Replacement Bench Top

[CS1407]

