

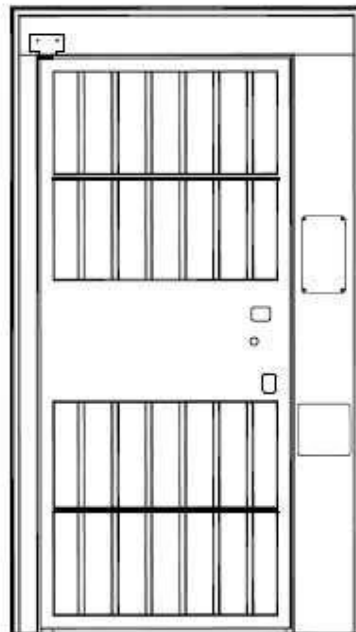


The Courtyard, Long Row, Newark, Notts NG24 1RW, ENGLAND

Telephone: +44 (0) 1636 610030 Fax : +44(0) 1636 610022

E-mail : [sales@gdmlindex.co.uk](mailto:sales@gdmlindex.co.uk) Website: [www.gdmlindex.co.uk](http://www.gdmlindex.co.uk)

## Grille Gates





The Courtyard, Long Row, Newark, Notts NG24 1RW, ENGLAND

Telephone: +44 (0) 1636 610030 Fax : +44(0) 1636 610022

E-mail : [sales@gdmlindex.co.uk](mailto:sales@gdmlindex.co.uk) Website: [www.gdmlindex.co.uk](http://www.gdmlindex.co.uk)




**CS0401 - Medium Duty Grille Gate**  
(Price on application)



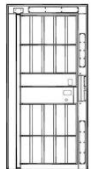
**CS0402 - Medium Duty Grille Gate with Fixed Panels**  
(Price on application)



**CS0403 - Heavy Duty Grille Gate**  
(Price on application)



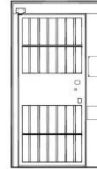
**CS0404 - Heavy Duty Gate with Side Panel**  
(Price on application)



**CS0405 - Heavy Duty Gate**  
(Price on application)



**CS0406 - Surface Mounted Heavy Duty Gate Prison**  
(Price on application)



**CS0407 - Circulation Gate**  
(Price on application)



The Courtyard, Long Row, Newark, Notts NG24 1RW, ENGLAND

Telephone: +44 (0) 1636 610030 Fax : +44(0) 1636 610022

E-mail : [sales@gdmlindex.co.uk](mailto:sales@gdmlindex.co.uk) Website: [www.gdmlindex.co.uk](http://www.gdmlindex.co.uk)

## Grille Doors

### Contents

- CS0401 Medium Duty Grille Gate
- CS0402 Medium Duty Grille Gate Fixed Panel
- CS0403 Heavy Duty Grille Gate
- CS0404 Heavy Duty Gate with Side Panel
- CS0405 Heavy Duty Gate
- CS0406 Surface Mounted Heavy Duty Gate Prison
- CS0407 Circulation Gate



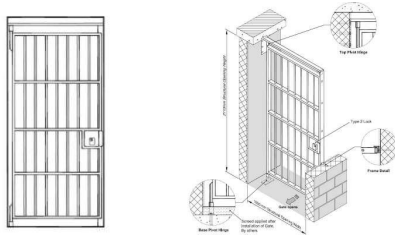
The Courtyard, Long Row, Newark, Notts NG24 1RW, ENGLAND

Telephone: +44 (0) 1636 610030 Fax : +44(0) 1636 610022

E-mail : [sales@gdmlindex.co.uk](mailto:sales@gdmlindex.co.uk) Website: [www.gdmlindex.co.uk](http://www.gdmlindex.co.uk)

## CS0401 - Medium Duty Grille Gate

[CS401]



A medium duty single leaf secure grille gate used at the entrance to the cell corridor and on circulation routes where visual surveillance is required.

Meets the criteria for maintaining security and functionality and complies with the Police Building Design Guide for use in Police Stations, Magistrates Courts or the Armed Forces.

### specification

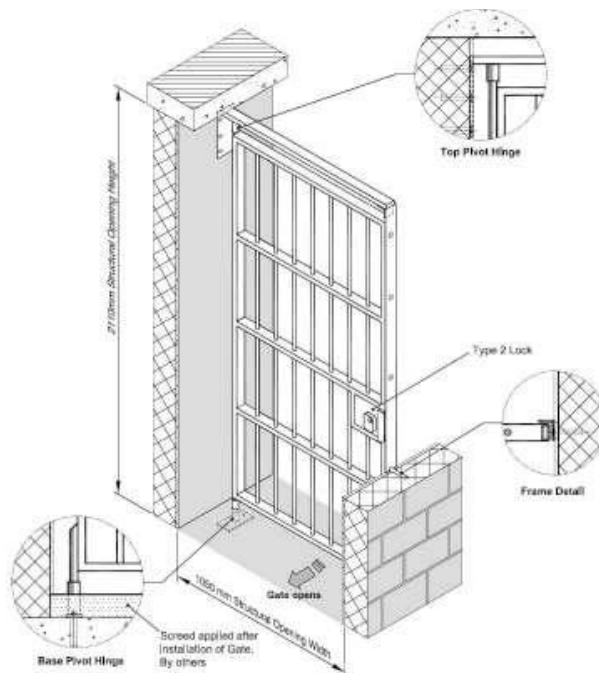
- Gate is constructed from 50mm wide steel RHS framework with 20mm diameter solid vertical bars
- Mounted on strong pivot hinges
- Frame fixings to suit a variety of opening construction
- Home Office Type 2 heavy duty mortise deadlock

### finish

- One coat factory applied primer

# CS0401 - Medium Duty Grille Gate

[CS401]

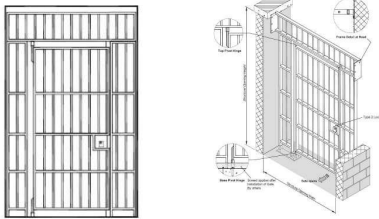




The Courtyard, Long Row, Newark, Notts NG24 1RW, ENGLAND  
Telephone: +44 (0) 1636 610030 Fax : +44(0) 1636 610022  
E-mail : [sales@gdmlindex.co.uk](mailto:sales@gdmlindex.co.uk) Website: [www.gdmlindex.co.uk](http://www.gdmlindex.co.uk)

## CS0402 - Medium Duty Grille Gate with Fixed Panels

[CS402]



A medium duty single leaf secure grille gate with the option of an additional header or side panels giving a versatile means of securing a larger area, used at the entrance to the cell corridor or holding area where visual surveillance is required.

Meets the criteria for maintaining security and functionality and complies with the Police Building Design Guide for use in Police Stations, Magistrates Courts or the Armed Forces

### specification

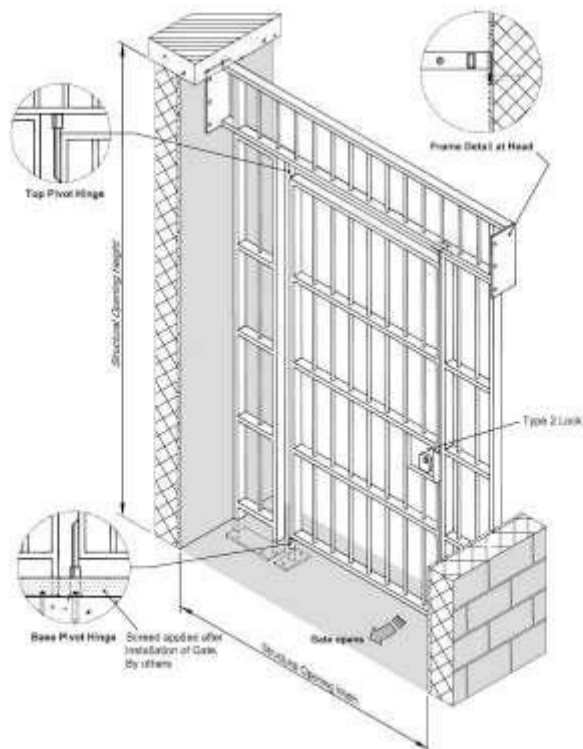
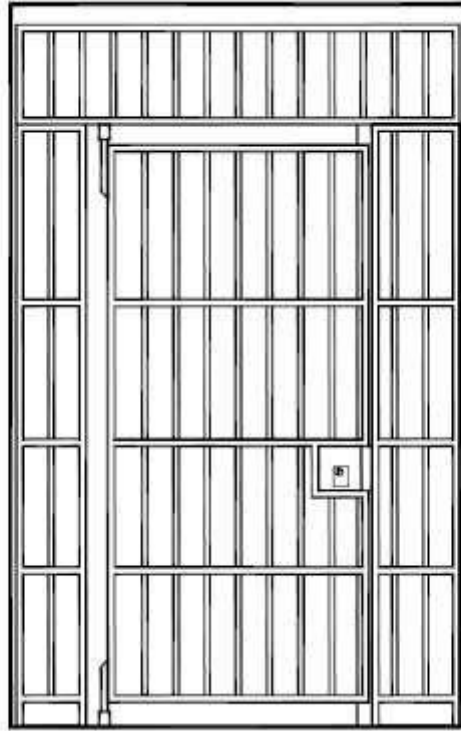
- Gate is constructed from 50mm wide steel RHS framework with 20mm diameter solid vertical bars
- Mounted on strong pivot hinges
- Frame fixings to suit a variety of opening construction
- Home Office Type 2 heavy duty mortise deadlock

### finish

- One coat factory applied primer

# CS0402 - Medium Duty Grille Gate with Fixed Panels

[CS402]





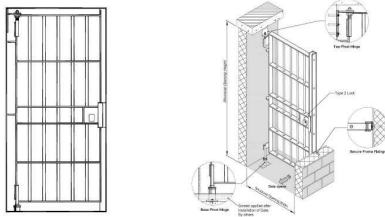
The Courtyard, Long Row, Newark, Notts NG24 1RW, ENGLAND

Telephone: +44 (0) 1636 610030 Fax : +44(0) 1636 610022

E-mail : [sales@gdmlindex.co.uk](mailto:sales@gdmlindex.co.uk) Website: [www.gdmlindex.co.uk](http://www.gdmlindex.co.uk)

## CS0403 - Heavy Duty Grille Gate

[CS403]



A heavy duty single leaf secure grille gate used at the entrance to the cell corridor and on circulation routes where visual surveillance is required.

Meets the criteria for maintaining security and functionality and complies with the Police Building Design Guide the Court Standards and the HM Prison standard for use in Police Stations, Magistrates / Crown.

### specification

- Gate is constructed from 65mm x 12mm flat steel framework with 30mm diameter solid vertical bars
- Mounted on Home Office pattern pivot hinges
- Frame fixings to suit a variety of opening construction
- Home Office Type 2 heavy duty mortise deadlock (Except when gate used in Prisons or Crown Courts where the lock is supplied and installed by HMPS)

### finish

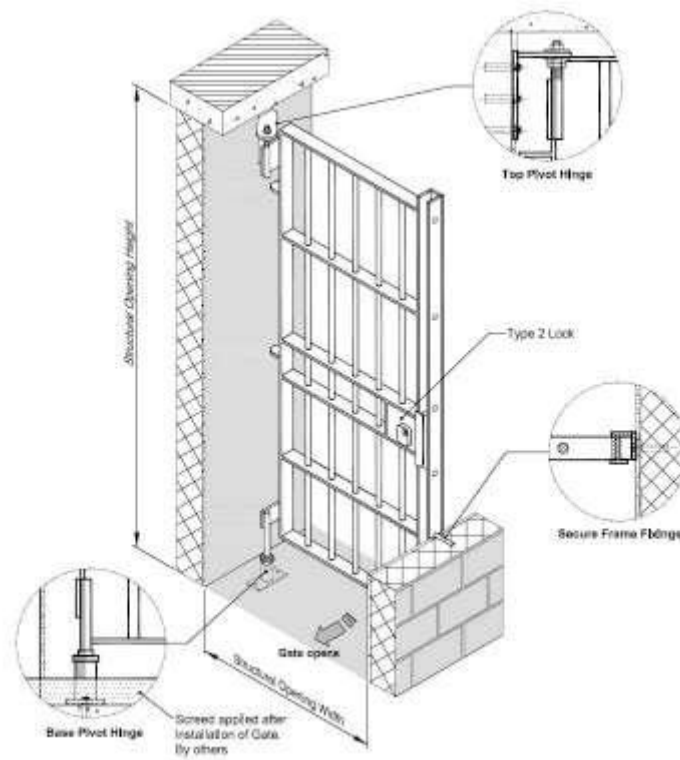
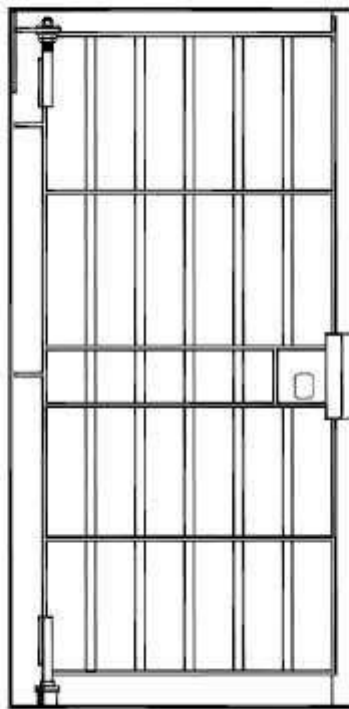
- One coat factory applied primer

### options

- Electric release

# CS0403 - Heavy Duty Grille Gate

[CS403]





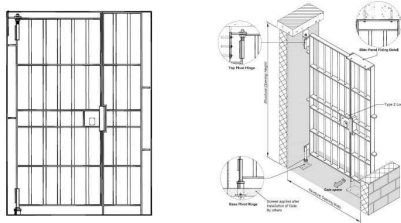
The Courtyard, Long Row, Newark, Notts NG24 1RW, ENGLAND

Telephone: +44 (0) 1636 610030 Fax : +44(0) 1636 610022

E-mail : [sales@gdmlindex.co.uk](mailto:sales@gdmlindex.co.uk) Website: [www.gdmlindex.co.uk](http://www.gdmlindex.co.uk)

## CS0404 - Heavy Duty Gate with Side Panel

[CS404]



A heavy duty single leaf secure grille gate with the option of an additional header or side panels giving a versatile means of securing a larger area, used at the entrance to the cell corridor and on circulation routes where visual surveillance is required.

Meets the criteria for maintaining security and functionality and complies with the Police Building Design Guide the Court Standards and the HM Prison standard for use in Police Stations, Magistrates / Crown Courts or Prisons.

### specification

- Gate is constructed from 65mm x 12mm flat steel framework with 30mm diameter solid vertical bars
- Mounted on Home Office pattern pivot hinges
- Frame fixings to suit a variety of opening construction
- Home Office Type 2 heavy duty mortise deadlock (Except when gate used in Prisons or Crown Courts where the lock is supplied and installed by HMPS)

### finish

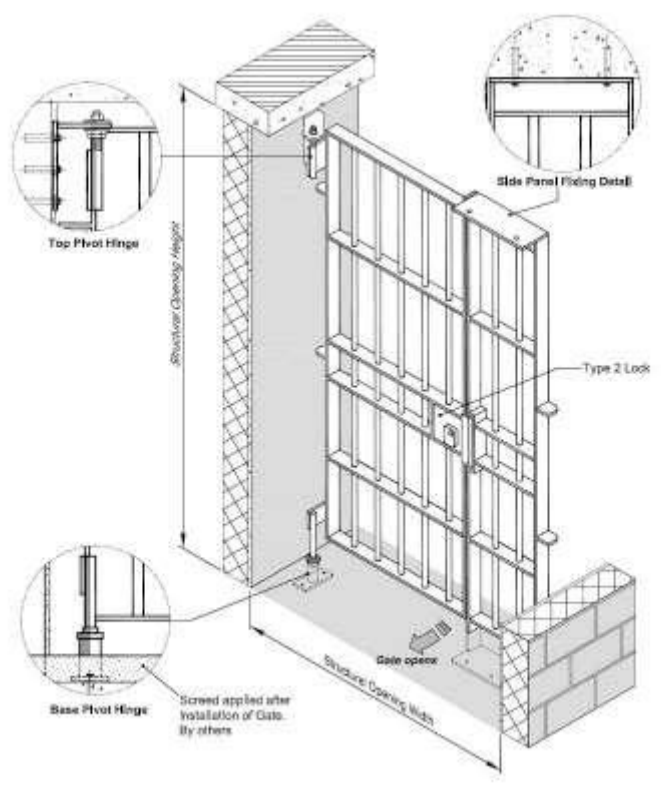
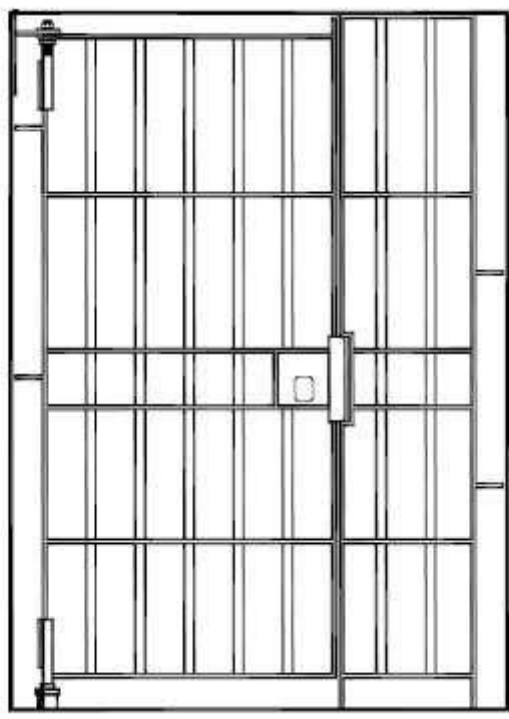
- One coat factory applied primer

### options

- Any arrangement of side or header panels can be provided
- Electric Release

# CS0404 - Heavy Duty Gate with Side Panel

[CS404]





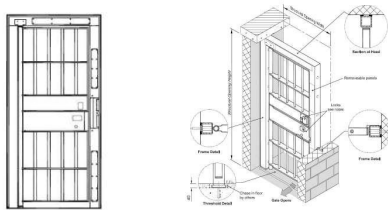
The Courtyard, Long Row, Newark, Notts NG24 1RW, ENGLAND

Telephone: +44 (0) 1636 610030 Fax : +44(0) 1636 610022

E-mail : [sales@gdmlindex.co.uk](mailto:sales@gdmlindex.co.uk) Website: [www.gdmlindex.co.uk](http://www.gdmlindex.co.uk)

## CS0405 - Heavy Duty Gate

[CS405]



A heavy duty single leaf secure grille gate mounted within a frame for specific use in prisons to the entrance to cell corridors and on circulation routes where visual surveillance is required.

Meets the criteria for maintaining security and functionality and complies with the HM Prison standard.

### specification

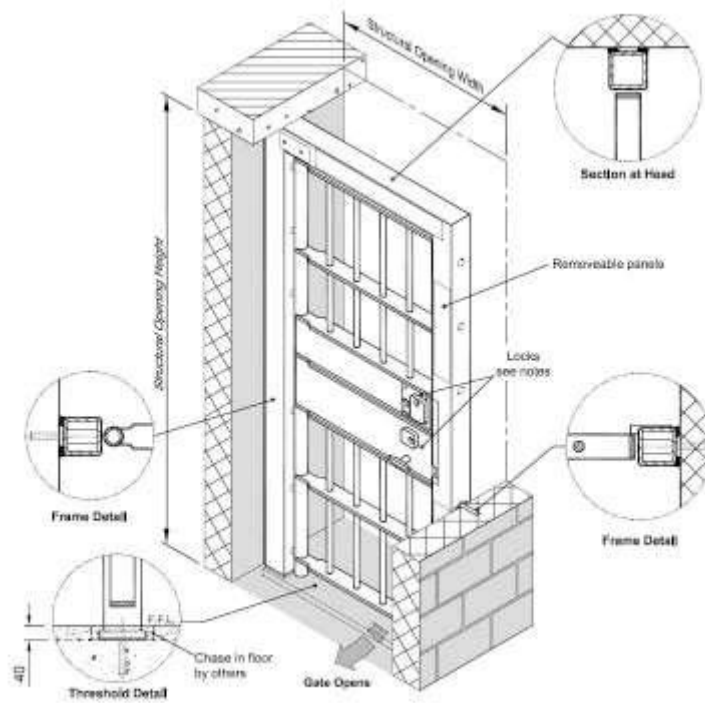
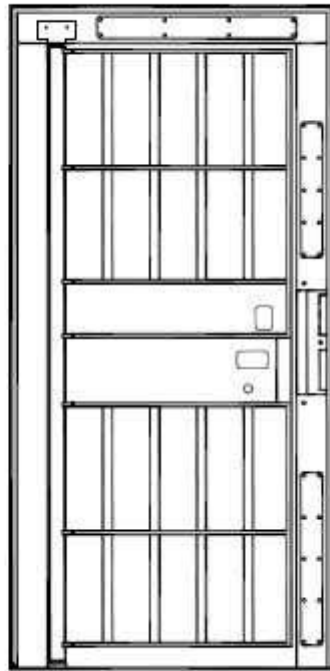
- Gate constructed from a 65mm x 12mm steel flat framework with 30mm diameter solid steel vertical bars and mounted within a steel hollow section frame, fixed by chemical resin anchors and hung from a full height tubular steel pivot hinge
- Both gate and frame can be supplied with preparation for any mechanical and electrical locking variation specified
- The frame is provided with removeable panels to allow access to electrical wiring. (All removeable panels are secured with security screws, tamper proof switches can be supplied and fitted and wired by others to monitor plate removal)
- Lock and electrical components are supplied and fitted by others

### finish

- One coat factory applied primer

# CS0405 - Heavy Duty Gate

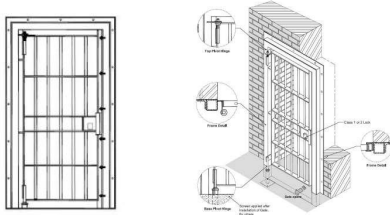
[CS405]





The Courtyard, Long Row, Newark, Notts NG24 1RW, ENGLAND  
Telephone: +44 (0) 1636 610030 Fax : +44(0) 1636 610022  
E-mail : [sales@gdmlindex.co.uk](mailto:sales@gdmlindex.co.uk) Website: [www.gdmlindex.co.uk](http://www.gdmlindex.co.uk)

## CS0406 - Surface Mounted Heavy Duty Gate Prison [CS406]



A heavy duty single leaf surface mounted secure grille gate for specific use in prisons to the entrance to accommodation buildings.

Meets the criteria for maintaining security and functionality and complies with the HM Prison standard.

### specification

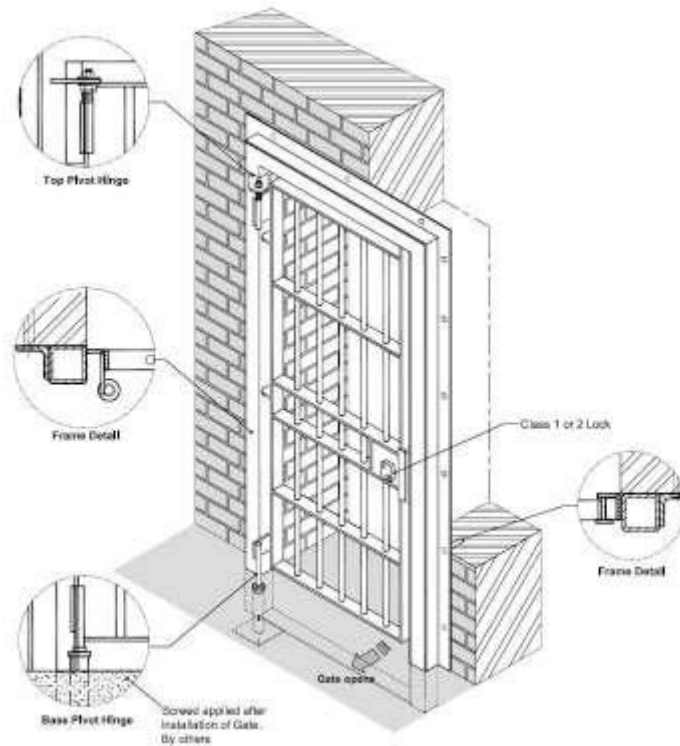
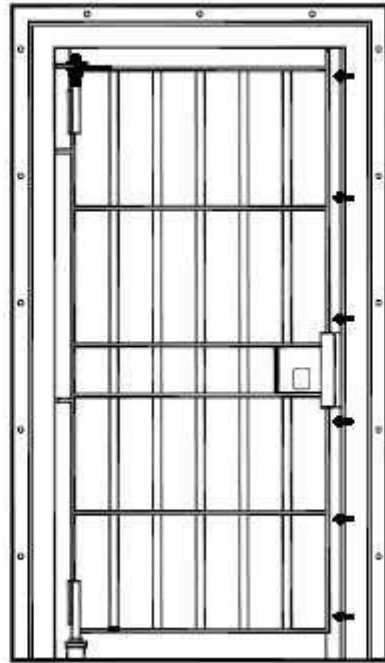
- Gate is constructed from 65mm x 12mm flat steel framework with 30mm diameter solid vertical bars
- Mounted on Home Office pattern bushed pivot hinges
- The gate is mounted within a RHS and RSA frame and is fixed by chemical resin anchors
- Preparation for a Home Office Class 2 heavy duty mortise deadlock supplied and fitted by HMPS

### finish

- One coat factory applied primer

# CS0406 - Surface Mounted Heavy Duty Gate Prison

[CS406]





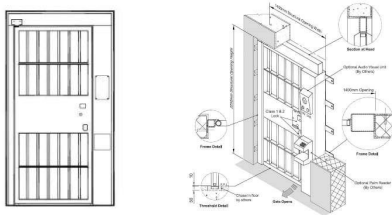
The Courtyard, Long Row, Newark, Notts NG24 1RW, ENGLAND

Telephone: +44 (0) 1636 610030 Fax : +44(0) 1636 610022

E-mail : [sales@gdmlindex.co.uk](mailto:sales@gdmlindex.co.uk) Website: [www.gdmlindex.co.uk](http://www.gdmlindex.co.uk)

## CS0407 - Circulation Gate

[CS407]



A secure grille gate dual locked allows control of access during daytime by remote locking / unlocking, allowing ease of passage between secure areas.

Has the optional facility to be fitted with an audio visual unit and or palm reader. Complies with Standard for use in Irish Prisons.

### specification

- Gate constructed from a 50mm wide rolled hollow steel section perimeter frame with 50mm x 12mm horizontal flats with 25mm diameter solid steel vertical bars and mounted within a steel hollow section frame and is hung from a tubular steel pivot hinge
- The slam side frame upright is supplied with removeable panels to allow the supply and fitting by others an audio visual and / or palm reader units as required
- The frame header is provided with removeable panel to allow access to electrical wiring. (All removeable panels are secured with security screws, tamper proof switches can be supplied and fitted and wired by others to monitor plate removal)
- Supplied as standard with a door position indicator and preparation for a Home Office Class 1 electric lock and a Home Office Class 2 heavy duty prison mortise deadlock
- Both locks supplied and fitted by others on site

### finish

- One coat factory applied primer

### options

- Any arrangement of side or header panels can be provided

# CS0407 - Circulation Gate

[CS407]

